

# AMP-L CONDENSING WATER HEATERS - SUBMITTAL DATA SHEET

## RATINGS AND CAPACITIES

Input - Low Fire .....	65,000	BTU/HR
Input - High Fire .....	650,000	BTU/HR
Output - High Fire .....	637,000	BTU/HR
DHW Recovery (40°F to 140° Rise)....	764	GPH
Thermal Efficiency .....	98.0%	
Heating Surface .....	52.2	Sq.Ft.
Water Content .....	5.6	Gallons
Fuel .....	Natural Gas or LP Gas	
Firing Rate .....	Full Modulation	
Burner Turndown .....	10:1	
Low NOx Emissions .....	< 10 ppm	
Inlet Gas Pressure (NG) .....	4" wc	Min.
Inlet Gas Pressure (LP) .....	8" wc	Min.
	14" wc	Max.
Shipping Weight, Approximate .....	530	lbs

ASME Section IV (Max 160 PSIG / 210°F)



ETL Certified to ANSI Z21.10.3 / CSA 4.3



NSF/ANSI Standard 372

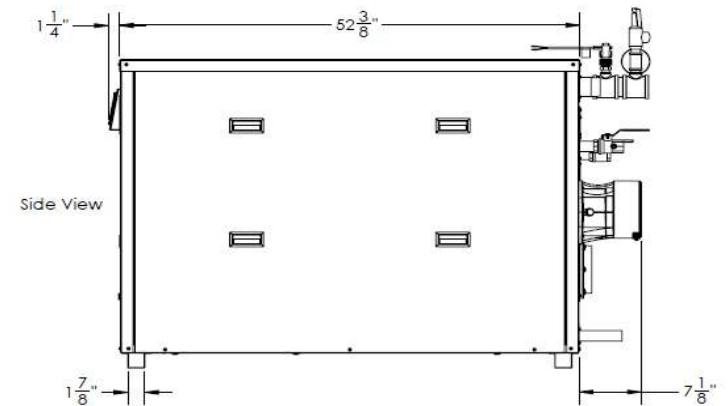
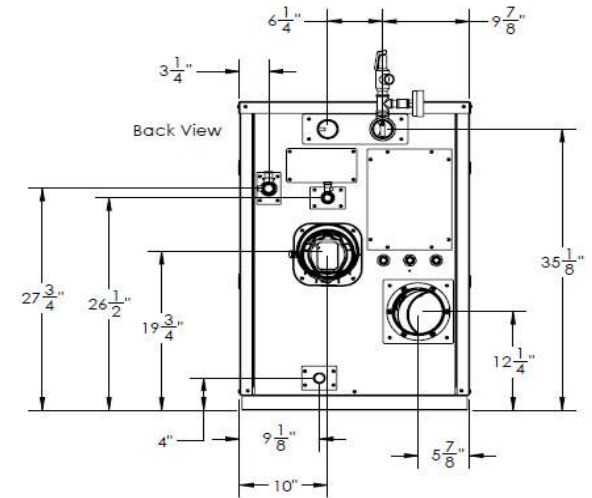
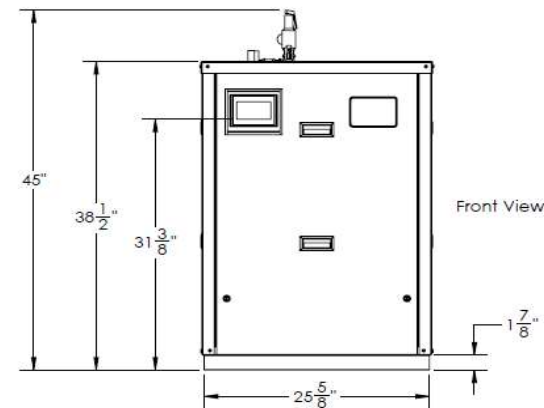
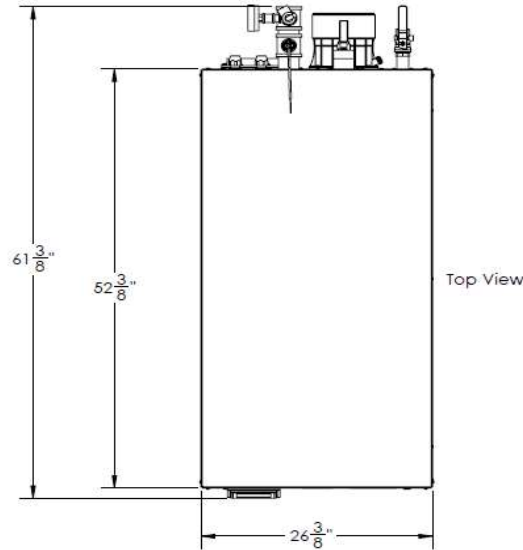


## DIMENSIONS / CONNECTIONS

- Height .....	38-1/2"	(Note 1)
- Width .....	26-3/8"	(Note 2)
- Length .....	53-7/8"	(Note 3)
- Supply Connection .....	2" NPT	
- Return Connection .....	2" NPT	
- Vent / Air Intake Connections .....	6"	
- Gas Connection .....	1" NPT	

## STANDARD EQUIPMENT

- ASME Stainless Steel Heat Exchanger
- Stainless Steel Pre-Mix Burner
- Variable Speed Combustion Blower
- Concert Control™ (24v)
- High Limit Temperature Control, Manual Reset
- Water Flow Switch
- Low Water Cutoff, Manual Reset
- Condensate Trap
- Blocked Condensate Switch
- ASME Temperature & Pressure Relief Valve
- Temperature & Pressure Gauge
- Supply, Return & DHW Temperature Sensors
- Flue Gas Temperature Sensor
- Modulating Gas Valve
- Direct Spark Ignition
- High/Low Gas Pressure Switches, Manual Reset
- Combustion Air Switch
- Blocked Vent Switch
- 120 VAC Only
  - Amp Draw: 8 Amps
- Category II and IV Venting
- Individual or Common (Engineered) Vent System
- CPVC, Polypropylene & Stainless Steel Acceptable \*Material
- Sealed or Room Combustion Air Intake
- Up to 200 ft equivalent venting / air intake



- NOTES:
1. Height dimension is from floor to top of jacket.
  2. Length is from jacket front to jacket rear.
  3. Dimensions shown are for reference only

## FLOW REQUIREMENTS

Water Hardness	Flow (GPM)	Δ P (Ft. Hd)
4 - 12 gpg	44	6.5
12 - 15 gpg	59	10.4

\* Flue system material shall be capable of continuous operation at 210°F or higher and shall be certified to UL 1738 – venting system for gas-burning appliances cat II, III and IV.

## AMPW-650

PROPERTY OF  
**THERMAL SOLUTIONS**  
Providing Equipment for Hot Water Systems  
 PO BOX 3244 | LANCASTER, PA 17601

**INNOVATIVE EQUIPMENT FOR  
 HOT WATER SYSTEMS**  
[WWW.THERMALSOLUTIONS.COM](http://WWW.THERMALSOLUTIONS.COM)

Updated 9/15/23